

Asfora

Catalog 2024



se.com

Life Is On

Schneider
Electric



Content

4	Asfora presentation
10	Switches
12	Push-buttons
14	Socket-outlets
16	Communication outlets
18	Rotary dimmers and USB chargers
19	Accessories
20	Technical information - Switches and push-buttons
21	Technical information - Dimmers
22	Technical information - USB Chargers
23	Technical information - Antenna outlets
25	Technical information - Surface-mounted boxes
26	Technical information - Dimensions
27	Reference numbers

Asfora makes life easier

With its sleek and elegant designs, the Asfora range delivers everything today's wiring devices should.

Your customers will appreciate the ease-of-use and wide range of everyday functions offered by Asfora wiring devices, designed to be as pleasing to the touch as they are to the eye.



white, glossy



cream, glossy



bronze, painted



athracite, painted



aluminium, painted



steel, painted

6

colors

2

finishes

50+

functions



Up to 6 gangs

Whether it is for a home or small office, Asfora multi-gang cover frames are designed for easy handling during installation and a neat and tidy appearance, with several functions housed in a single unit.

Light and comfort

Help your customers get the most out of their home interiors with unique lighting ambiances for each room and each time of day.



Switch



Switch with locator
lamp and icon



Dimmer



Roller blind switch

Connectivity

Help your customers to keep the digital world close at hand. They can access all media from a single jack or enjoy music from a single source throughout the home.



TV/R/SAT socket



RJ45 data socket



Loudspeaker
socket

Protection

Socket outlets with shutters protect your customer from touching the metal parts under tension. IP44 products are often required in the bathroom and kitchen to protect from water splashes.



Socket outlet with lid



IP44 socket outlet
with lid

New IP44 gaskets



In wet areas or conditions, switches and socket outlets must conform to strict regulatory standards, which state that they must be splash proof.

The new IP44 gasket for switches and single socket outlets has the advantage of being more universal, even on uneven surfaces. Moreover the gasket is flexible in the area of the box screws, so the screws do not need to be removed for installation. This makes installation quick and easy.



Quick and easy to install



Universal shape
Also suitable for uneven walls

Flexible in the area of box screws
No need to remove screws for installation

IMPROVED!



Asfora IP44 gasket

The new generation of inserts for switches and single socket outlets

New inserts – new and improved features!


At Schneider Electric, we listen to your feedback and understand what you need to make your daily work routine easier and more efficient. This is why we recently improved the quality and functionality of inserts for the Asfora range. The updated Asfora range now features smaller, more compact inserts, a profiled fixing frame, improved wire inlets and release buttons, and wide, profiled claws with a return spring.

NEW!

- + easy
- + fast
- + convenient



socket outlet insert



switch insert




Asfora pin earth



Asfora side earth

Smaller and more compact inserts



Smaller and more compact inserts

give better insert rotation on box screws, more space to manage wires in the box, and a better view inside the box

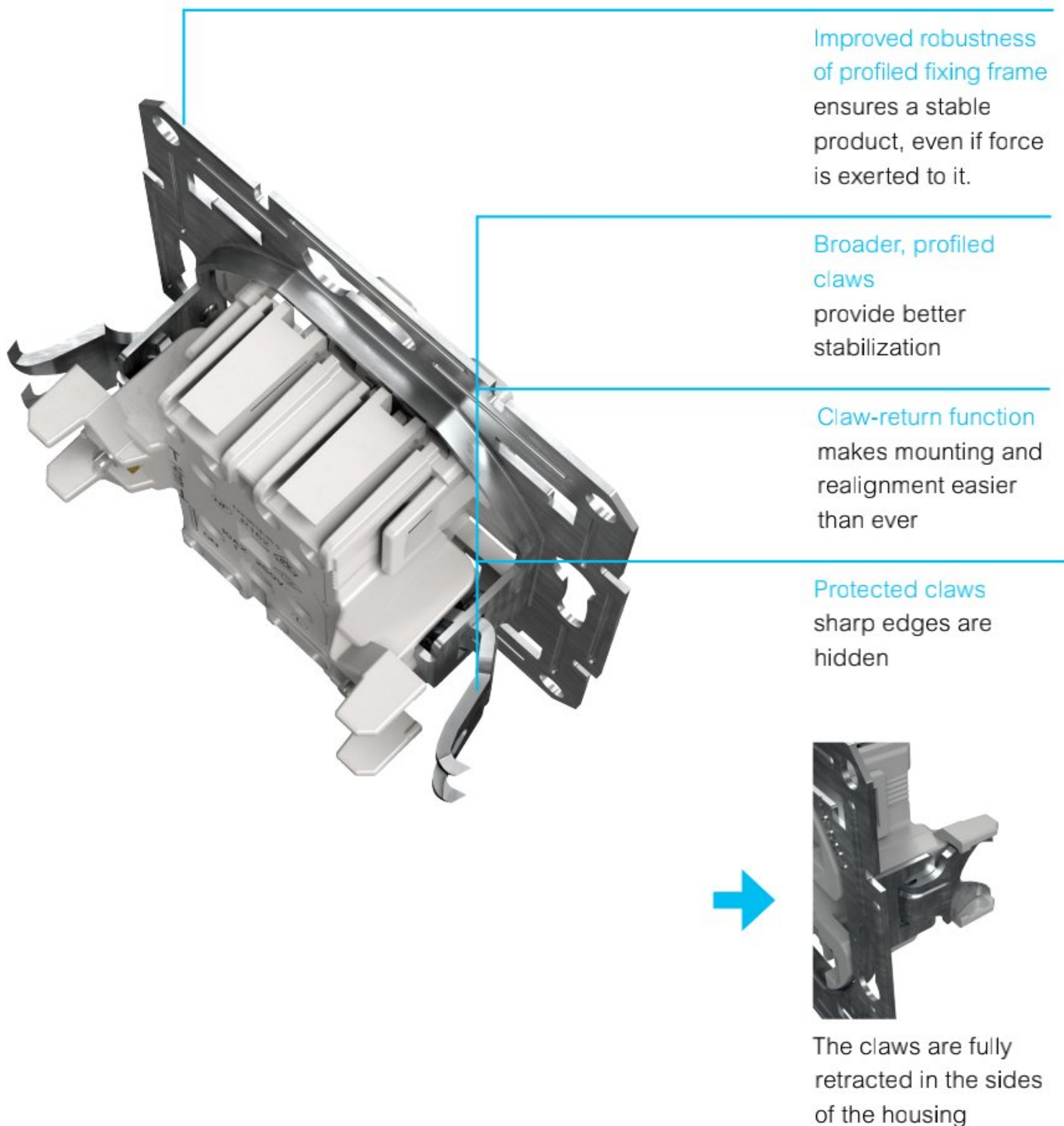
Redesigned insert shape

offers additional handling grips for better handling

Improved fixing frame and claws

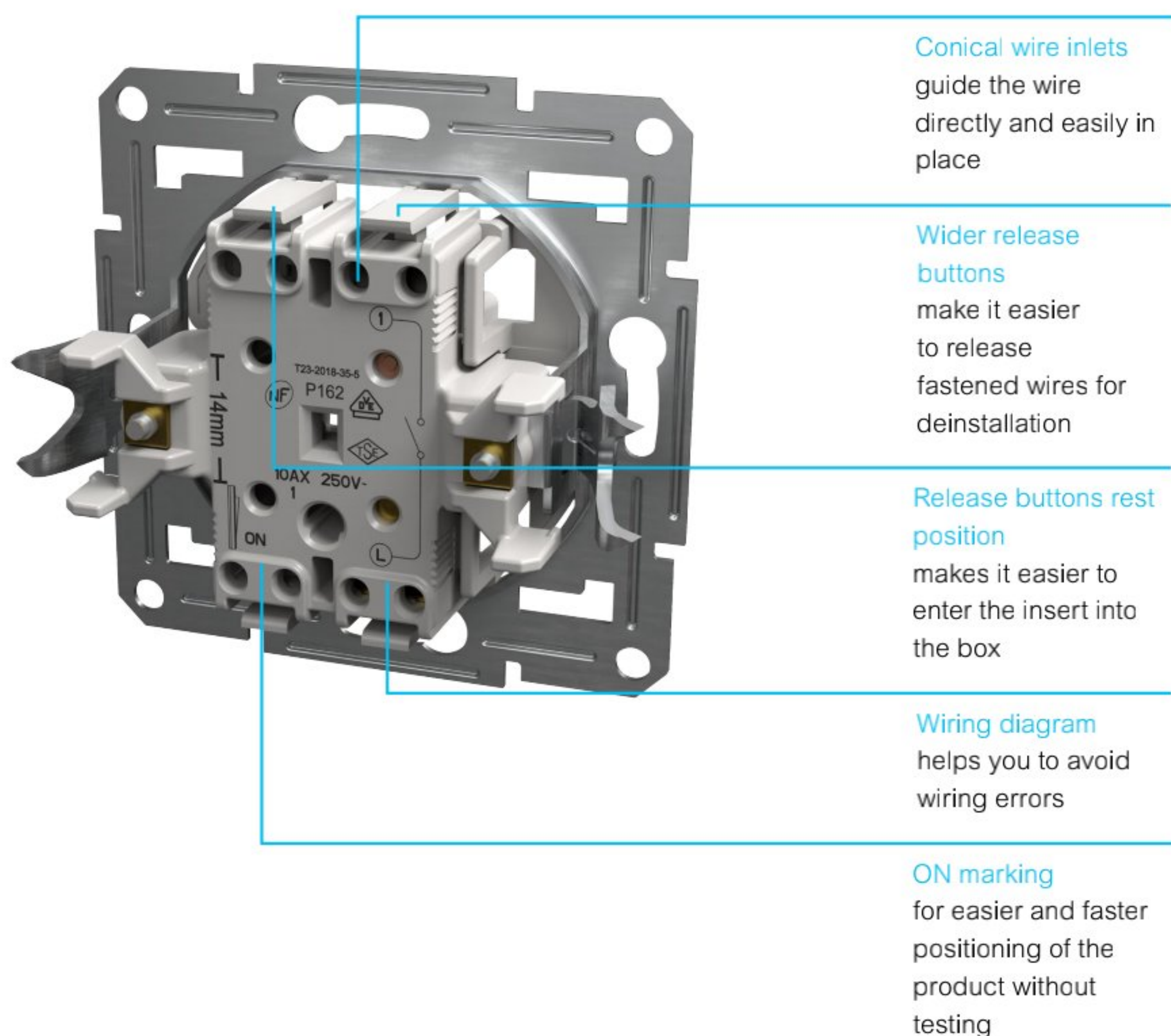
For a simple, fast, and safe installation

Thanks to their redesigned mechanism the claws extend out straight and smoothly, ensuring a perfect alignment to the wall boxes during assembly. Moreover they ensure that the insert fixes securely in the box.



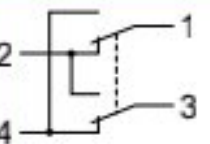






Clear connection diagram, improved wire inlets for switches, and better shaped release levers for screwless switches

Our innovative new features will make all the difference to your daily installation workflow.



Switches - 10 AX - 250 V AC




1-way	2-way	Intermediate	2-circuit	Double 2-way	2-pole	3-circuit
						

Screwless terminals

			
---	---	---	--

With cover frame

<input type="checkbox"/> white	EPH0100121	EPH0400121	EPH0500121	EPH0300121	EPH0600121	EPH0200121	-
<input type="checkbox"/> cream	EPH0100123	EPH0400123	EPH0500123	EPH0300123	EPH0600123	EPH0200123	-

			
---	---	---	--

Without cover frame

<input type="checkbox"/> white	EPH0170121	EPH0470121	EPH0570121	EPH0370121	EPH0670121	EPH0270121	-
<input type="checkbox"/> cream	EPH0170123	EPH0470123	EPH0570123	EPH0370123	EPH0670123	EPH0270123	-
<input type="checkbox"/> anthracite	EPH0100171	EPH0400171	EPH0500171	EPH0300171	EPH0600171	EPH0200171	-
<input type="checkbox"/> steel	EPH0100162	EPH0400162	EPH0500162	EPH0300162	EPH0600162	-	-
<input type="checkbox"/> aluminium	EPH0100161	EPH0400161	EPH0500161	EPH0300161	EPH0600161	-	-
<input type="checkbox"/> bronze	EPH0100169	EPH0400169	EPH0500169	EPH0300169	EPH0600169	EPH0200169	-

Screw terminals

			
---	---	---	---

With cover frame

<input type="checkbox"/> white	EPH0100321	EPH0400321	EPH0500321	EPH0300321	EPH0600321	EPH0200321	EPH2100121
<input type="checkbox"/> cream	EPH0100323	EPH0400323	-	EPH0300323	-	EPH0200323	EPH2100123

			
---	---	---	---

Without cover frame

<input type="checkbox"/> white	-	-	-	-	-	-	EPH2170121
<input type="checkbox"/> cream	-	-	-	-	-	-	EPH2170123
<input type="checkbox"/> anthracite	EPH0100371	EPH0400371	EPH0500371	EPH0300371	EPH0600371	-	EPH2100171
<input type="checkbox"/> steel	EPH0100362	EPH0400362	-	EPH0300362	-	-	EPH2100162
<input type="checkbox"/> aluminium	EPH0100361	EPH0400361	-	EPH0300361	-	-	EPH2100161
<input type="checkbox"/> bronze	-	-	-	-	-	-	EPH2100169

Switches IP44 - 10 AX - 250 V AC

1-way	2-way
	

Screwless terminals

	
---	--

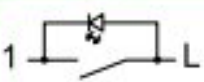
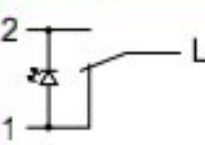




With cover frame

<input type="checkbox"/> white	EPH0100221	EPH0400421
<input type="checkbox"/> cream	EPH0100223	EPH0400423
<input type="checkbox"/> anthracite	EPH0100271	EPH0400471
<input type="checkbox"/> steel	EPH0100262	EPH0400462
<input type="checkbox"/> aluminium	EPH0100261	EPH0400461
<input type="checkbox"/> bronze	EPH0100269	EPH0400469

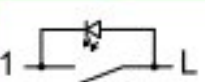

Characteristics

- Maximum load for self ballasted lamps (LED, CFL, etc.):
10 AX - 250 V AC switches: 100 W
16 AX - 250 V AC switches: 200 W

Switches with locator lamp 10 AX - 250 V AC

	1-way	2-way
		
Screwless terminals		
		
With cover frame		
<input type="checkbox"/> white	EPH1400121	EPH1500121
<input type="checkbox"/> cream	EPH1400123	EPH1500123
		
Without cover frame		
<input type="checkbox"/> white	EPH1470121	EPH1570121
<input type="checkbox"/> anthracite	EPH1400171	EPH1500171
<input type="checkbox"/> steel	EPH1400162	EPH1500162
<input type="checkbox"/> aluminium	EPH1400161	EPH1500161
<input type="checkbox"/> bronze	EPH1400169	EPH1500169
Screw terminals		
		
With cover frame		
<input type="checkbox"/> white	EPH1400321	EPH1500321
		
Without cover frame		
<input type="checkbox"/> bronze	EPH1400369	-

Switches with locator lamp 16 AX - 250 V AC

	1-way
	
Screw terminals	
	
With cover frame	
<input type="checkbox"/> white	EPH1430321
<input type="checkbox"/> cream	-

Roller blind switches 10 A - 250 V AC

	
Screwless terminals	
	
With cover frame	
<input type="checkbox"/> white	EPH1300521
<input type="checkbox"/> cream	EPH1300523
	
Without cover frame	
<input type="checkbox"/> white	EPH1370521
<input type="checkbox"/> cream	EPH1370523
<input type="checkbox"/> anthracite	EPH1300571
<input type="checkbox"/> steel	EPH1300562
<input type="checkbox"/> aluminium	EPH1300561
<input type="checkbox"/> bronze	EPH1300569

Key card switches 10 A - 250 V AC

	
Screwless terminals	
	
With cover frame	
<input type="checkbox"/> white	EPH6200121
<input type="checkbox"/> cream	EPH6200123
	
Without cover frame	
<input type="checkbox"/> white	EPH6270121
<input type="checkbox"/> cream	EPH6270123
<input type="checkbox"/> anthracite	EPH6200171
<input type="checkbox"/> steel	EPH6200162
<input type="checkbox"/> aluminium	EPH6200161
<input type="checkbox"/> bronze	EPH6200169

Characteristics

- Maximum load for self ballasted lamps (LED, CFL, etc.):
 - 10 AX - 250 V AC switches: 100 W
 - 16 AX - 250 V AC switches: 200 W

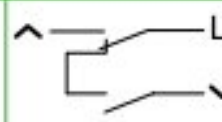




Push-buttons - 10 A - 250 V AC

	Single 1-way	1-way with "bell" symbol	1-way with "light" symbol	Double Double 1-way
				
Screwless terminals				
				
With cover frame				
<input type="checkbox"/> white	EPH0700121	EPH0800121	EPH0900121	EPH1100121
<input type="checkbox"/> cream	EPH0700123	EPH0800123	EPH0900123	EPH1100123
				
Without cover frame				
<input type="checkbox"/> white	EPH0770121	EPH0870121	EPH0970121	EPH1170121
<input type="checkbox"/> cream	EPH0770123	EPH0870123	-	-
<input checked="" type="checkbox"/> anthracite	EPH0700171	EPH0800171	EPH0900171	EPH1100171
<input checked="" type="checkbox"/> steel	EPH0700162	EPH0800162	EPH0900162	EPH1100162
<input type="checkbox"/> aluminium	EPH0700161	EPH0800161	-	EPH1100161
<input type="checkbox"/> bronze	EPH0700169	EPH0800169	EPH0900169	EPH1100169
Screw terminals				
				
With cover frame				
<input type="checkbox"/> white	EPH0800321	-	-	EPH1100321
<input type="checkbox"/> cream	EPH0800323	-	-	-
				
Without cover frame				
<input checked="" type="checkbox"/> anthracite	EPH0800371	-	-	-
<input checked="" type="checkbox"/> steel	EPH0800362	-	-	-

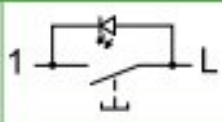

Push-buttons with locator lamp 10 A - 250 V AC

	1-way	1-way with "bell" symbol	1-way with "light" symbol	1-way with "stairs" symbol
				
Screwless terminals				
				
With cover frame				
<input type="checkbox"/> white	EPH1600121	EPH1700121	EPH1800121	EPH1900121
<input type="checkbox"/> cream	EPH1600123	-	EPH1800123	-
				
Without cover frame				
<input type="checkbox"/> white	-	EPH1770121	EPH1870121	-
<input type="checkbox"/> cream	EPH1670123	-	-	-
<input type="checkbox"/> anthracite	EPH1600171	EPH1700171	EPH1800171	EPH1900171
<input type="checkbox"/> steel	EPH1600162	EPH1700162	-	-
<input type="checkbox"/> aluminium	EPH1600161	EPH1700161	-	-
<input type="checkbox"/> bronze	EPH1600169	EPH1700169	EPH1800169	-
Screw terminals				
				
With cover frame				
<input type="checkbox"/> white	EPH1600321	EPH1700321	-	EPH1900321
<input type="checkbox"/> cream	EPH1600323	-	-	-
				
Without cover frame				
<input type="checkbox"/> aluminium	-	-	-	EPH1900361

Roller blind push-buttons 10 A - 250 V AC

	
Screwless terminals	
	
With cover frame	
<input type="checkbox"/> white	EPH1300121
<input type="checkbox"/> cream	EPH1300123
	
Without cover frame	
<input type="checkbox"/> white	EPH1370121
<input type="checkbox"/> cream	EPH1370123
<input type="checkbox"/> anthracite	EPH1300171
<input type="checkbox"/> steel	EPH1300162
<input type="checkbox"/> aluminium	EPH1300161
<input type="checkbox"/> bronze	EPH1300169
Screw terminals	
	
With cover frame	
<input type="checkbox"/> white	EPH1300321
<input type="checkbox"/> cream	EPH1300323
	
Without cover frame	
<input type="checkbox"/> anthracite	EPH1300371
<input type="checkbox"/> steel	EPH1300362
<input type="checkbox"/> aluminium	EPH1300361
<input type="checkbox"/> bronze	EPH1300369

Push-buttons - 12 V AC with locator lamp and label holder

1-way	
	
Screwless terminals	
	
With cover frame	
<input type="checkbox"/> white	EPH1601521

Socket-outlets - 2P - 16 A - 250 V AC

	Single	Double ^[*]	Double PL standard ^[*]
Screw terminals			
			
With cover frame			
<input type="checkbox"/> white	EPH3000121	EPH9700121 ^[*]	EPH9700221 ^[*]
<input type="checkbox"/> cream	EPH3000123	EPH9700123 ^[*]	-
			
Without cover frame			
<input checked="" type="checkbox"/> anthracite	EPH3000171	-	-
<input checked="" type="checkbox"/> steel	EPH3000162	-	-
<input checked="" type="checkbox"/> aluminium	EPH3000161	-	-
<input checked="" type="checkbox"/> bronze	EPH3000169	-	-

^[*] Not compatible with frame system.

Socket-outlets - 2P+E (pin earth) - 16 A - 250 V AC

	Single	Single with shutters	Single with shutters and lid IP44	Single with shutters and lid IP44 ^[*]	Single with red center plate	Double CZ, SK standards ^[*]	Double PL standard
Screw terminals							
							
With cover frame							
<input type="checkbox"/> white	EPH2800121	EPH2800221	EPH2800621	EPH2800321 ^[*]	EPH2800421	EPH9800121 ^[*]	EPH9800221 ^[*]
<input type="checkbox"/> cream	EPH2800123	EPH2800223	-	EPH2800323 ^[*]	EPH2800423	EPH9800123 ^[*]	-
<input checked="" type="checkbox"/> anthracite	-	-	-	EPH2800371 ^[*]	-	-	EPH9800271 ^[*]
<input checked="" type="checkbox"/> steel	-	-	-	EPH2800362 ^[*]	-	-	-
<input checked="" type="checkbox"/> aluminium	-	-	-	EPH2800361 ^[*]	-	-	-
<input checked="" type="checkbox"/> bronze	-	-	-	EPH2800369 ^[*]	-	-	-
							
Without cover frame							
<input type="checkbox"/> white	EPH2870121	-	-	-	-	-	EPH9810221
<input type="checkbox"/> cream	EPH2870123	-	-	-	-	-	EPH9810223
<input checked="" type="checkbox"/> anthracite	EPH2800171	EPH2800271	EPH2800671	-	-	-	EPH9810271
<input checked="" type="checkbox"/> steel	EPH2800162	EPH2800262	EPH2800662	-	-	-	EPH9810262
<input checked="" type="checkbox"/> aluminium	EPH2800161	EPH2800261	-	-	-	-	EPH9810261
<input checked="" type="checkbox"/> bronze	EPH2800169	EPH2800269	-	-	-	-	-
<input checked="" type="checkbox"/> red	EPH2870442	-	-	-	-	-	-

^[*] Not compatible with frame system.

Socket-outlets - 2P+E (side earth) - 16 A - 250 V AC

	Single	Single with shutters	Single with lid	Single with shutters and lid IP44 ^[*]	Single with shutters and red center plate	Double ^[*]
--	--------	----------------------	-----------------	--	---	-----------------------

Screw terminals

					
---	---	--	---	---	---

With cover frame

<input type="checkbox"/> white	EPH2900121	EPH2900221	EPH3100121	EPH3100321 ^[*]	EPH2900521	EPH9900121 ^[*]
<input type="checkbox"/> cream	EPH2900123	EPH2900223	EPH3100123	EPH3100323 ^[*]	EPH2900523	EPH9900123 ^[*]
<input checked="" type="checkbox"/> anthracite	-	-	-	EPH3100371 ^[*]	-	EPH9900171 ^[*]
<input checked="" type="checkbox"/> steel	-	-	-	EPH3100362 ^[*]	-	EPH9900162 ^[*]
<input checked="" type="checkbox"/> aluminium	-	-	-	EPH3100361 ^[*]	-	EPH9900161 ^[*]
<input checked="" type="checkbox"/> bronze	-	-	-	EPH3100369 ^[*]	-	EPH9900169 ^[*]

						
--	--	---	--	--	--	--

Without cover frame

<input type="checkbox"/> white	EPH2970121	EPH2970221	EPH3170121	-	-	-
<input type="checkbox"/> cream	EPH2970123	EPH2970223	EPH3170123	-	-	-
<input checked="" type="checkbox"/> anthracite	EPH2900171	EPH2900271	EPH3100171	-	-	-
<input checked="" type="checkbox"/> steel	EPH2900162	EPH2900262	EPH3100162	-	-	-
<input checked="" type="checkbox"/> aluminium	EPH2900161	EPH2900261	EPH3100161	-	-	-
<input checked="" type="checkbox"/> bronze	EPH2900169	EPH2900269	EPH3100169	-	-	-

^[*] Not compatible with frame system.

Cable outlets

Screw terminals



With cover frame

<input type="checkbox"/> white	EPH5500121
<input type="checkbox"/> cream	EPH5500123





























Without cover frame

<input checked="" type="checkbox"/> anthracite	EPH5500171
<input checked="" type="checkbox"/> steel	EPH5500162
<input checked="" type="checkbox"/> aluminium	EPH5500161
<input checked="" type="checkbox"/> bronze	EPH5500169

Communication outlets

Antenna outlets

Ending (1 dB)						
	TV	TV-R	TV-SAT	TV-R-SAT	TV-SAT-SAT	SAT
Type of connector	IEC Male	IEC Male + Female	IEC Male + F	IEC Male + Female + F	IEC Male + F + F	F
						
With cover frame						
<input type="checkbox"/> white	EPH3200121	EPH3300121	EPH3400121	EPH3500121	EPH3600121	EPH3700121
<input type="checkbox"/> cream	EPH3200123	EPH3300123	EPH3400123	EPH3500123	EPH3600123	EPH3700123
						
Without cover frame						
<input type="checkbox"/> white	EPH3270121	EPH3300721	EPH3470121	-	EPH3670121	EPH3770121
<input type="checkbox"/> cream	EPH3270123	-	EPH3470123	-	-	EPH3770123
<input checked="" type="checkbox"/> anthracite	EPH3200171	EPH3300171	EPH3400171	EPH3500171	EPH3600171	EPH3700171
<input checked="" type="checkbox"/> steel	EPH3200162	-	EPH3400162	EPH3500162	-	EPH3700162
<input checked="" type="checkbox"/> aluminium	EPH3200161	-	EPH3400161	EPH3500161	-	EPH3700161
<input checked="" type="checkbox"/> bronze	EPH3200169	-	-	EPH3500169	EPH3600169	EPH3700169
Intermediate (4 dB)						
	TV	TV-R	TV-SAT	TV-R-SAT		SAT
						
With cover frame						
<input type="checkbox"/> white	EPH3200221	EPH3300221	EPH3400221	EPH3500221	-	EPH3700221
<input type="checkbox"/> cream	-	-	-	EPH3500223	-	EPH3700223
						
Without cover frame						
<input checked="" type="checkbox"/> anthracite	EPH3200271	EPH3300271	-	EPH3500271	-	EPH3700271
<input checked="" type="checkbox"/> steel	-	-	-	-	-	-
<input checked="" type="checkbox"/> aluminium	EPH3200261	-	-	EPH3500261	-	-
<input checked="" type="checkbox"/> bronze	-	-	-	-	-	EPH3700269
Intermediate (8 dB)						
	TV	TV-R	TV-SAT			
						
With cover frame						
<input type="checkbox"/> white	EPH3200321	-	EPH3400321			
<input type="checkbox"/> cream	-	-	EPH3400323			
						
Without cover frame						
<input type="checkbox"/> white	EPH3270321	-	EPH3470321			
<input type="checkbox"/> cream	-	-	-			
<input checked="" type="checkbox"/> anthracite	EPH3200371	EPH3300371	EPH3400371			
<input checked="" type="checkbox"/> steel	EPH3200362	-	EPH3400362			
<input checked="" type="checkbox"/> aluminium	EPH3200361	-	EPH3400361			
<input checked="" type="checkbox"/> bronze	EPH3200369	-	EPH3400369			

Individual (1 dB)	
	TV-SAT
Type of connector	IEC Male + F
	
With cover frame	
<input type="checkbox"/> white	EPH3400421
<input type="checkbox"/> cream	-
	
Without cover frame	
<input checked="" type="checkbox"/> anthracite	EPH3400471
<input checked="" type="checkbox"/> steel	EPH3400462
<input checked="" type="checkbox"/> aluminium	-
<input checked="" type="checkbox"/> bronze	EPH3400469